

WiFiMon – new service in the GÉANT service portfolio

Pavle Vuletić, UoB/AMRES
WP6T3 Task Leader

21st STF, October 26th 2020.

Public

Why a system for WiFi monitoring?



- WiFi is among the most popular network access methods
- Measuring the performance of the WiFi networks is challenging:
 - Air is a shared medium – other users and their usage patterns
 - Physical obstacles
 - Other networks
 - type of antenna, positioning, signal reflection, diffraction, refraction...
- Measuring only signal strength or link quality from fixed points is not sufficient to get the impression about the Quality of user's Experience (QoE)
- Vendor solutions – closed and focused on the network equipment (APs)

What WiFiMon offers?

- Vendor independent, open-source monitoring tool
- Transparent to the users
- Low network overhead (active monitoring tool)
- Captures user's perception of the network quality
- Provides metrics like: throughput, latency, signal strength, link quality,...
- The use of well-known open-source tools like: ELK, Akamai Boomerang, SpeedTest

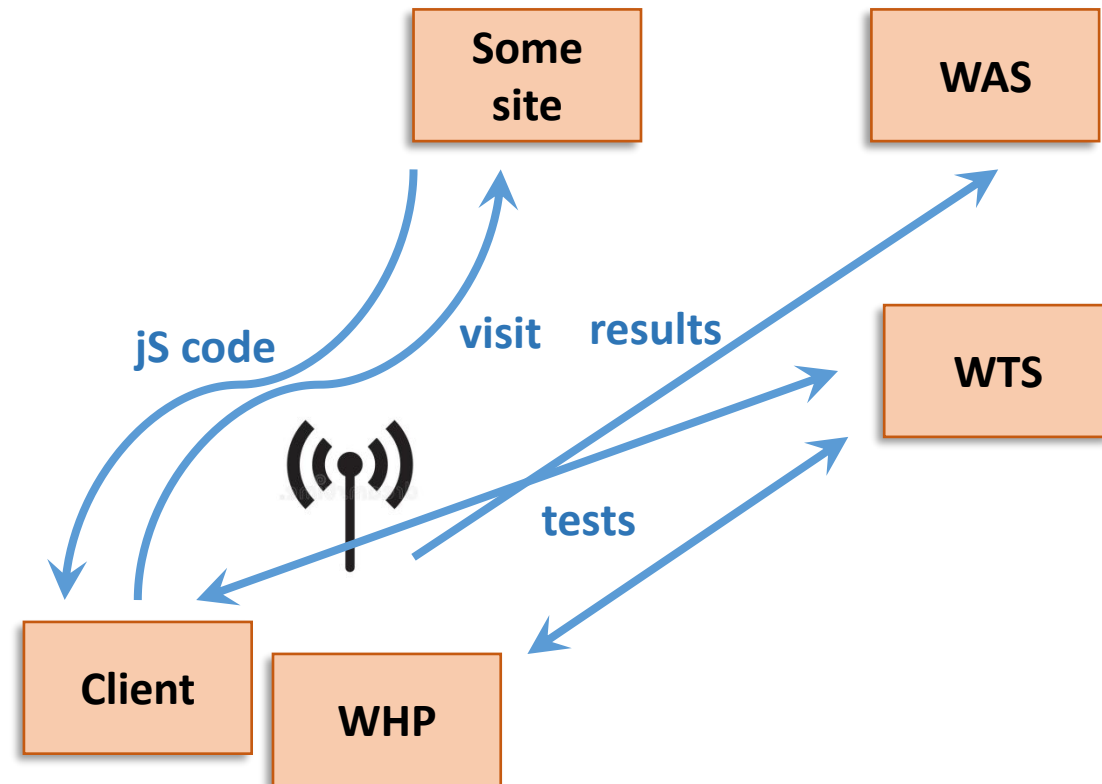
WiFiMon – brief history

- Idea from GN4-1 – how to capture the user’s perception of the WiFi network performance
- Development in GN4-2 – crowdsourced WiFi monitoring
 - Uses well known tools:
 - Akamai Boomerang
 - Speedtest/libretest
 - Nettest
 - ELK stack
- New features in GN4-3 – fixed hardware probes
 - The same tools as for the crowdsourced monitoring
 - Information about the signal strength and quality
 - Correlation with RADIUS logs
- GEANT service since July 2020

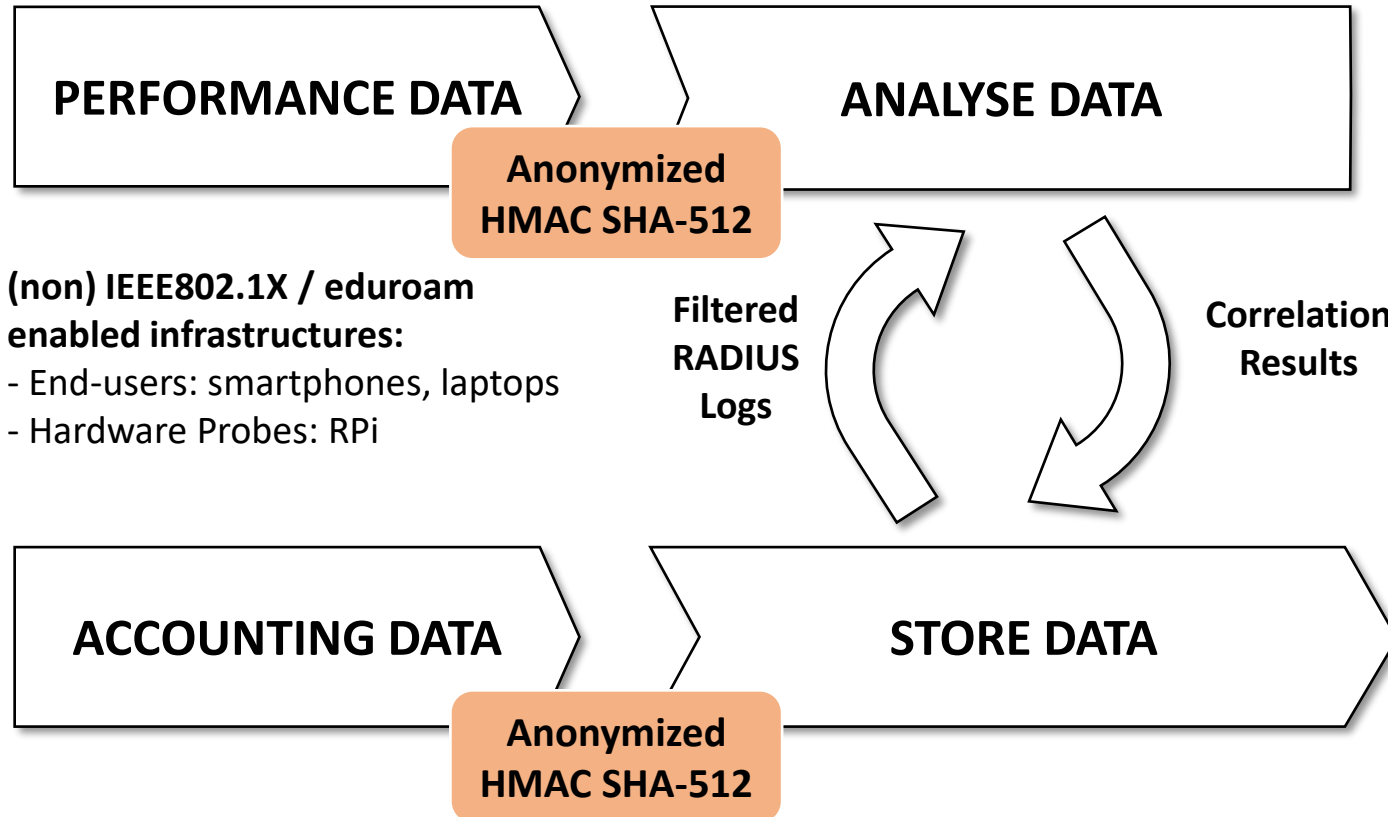
WiFiMon building blocks and operation



- Client – any user’s device
- WHP – WiFiMon hardware probe (rPi)
- WTS – WiFiMon Test Server - measurements
- WAS – WiFiMon Analysis Server (ELK)
- Site – popular web site (University, captive portal,...)



WiFiMon - Data Flow



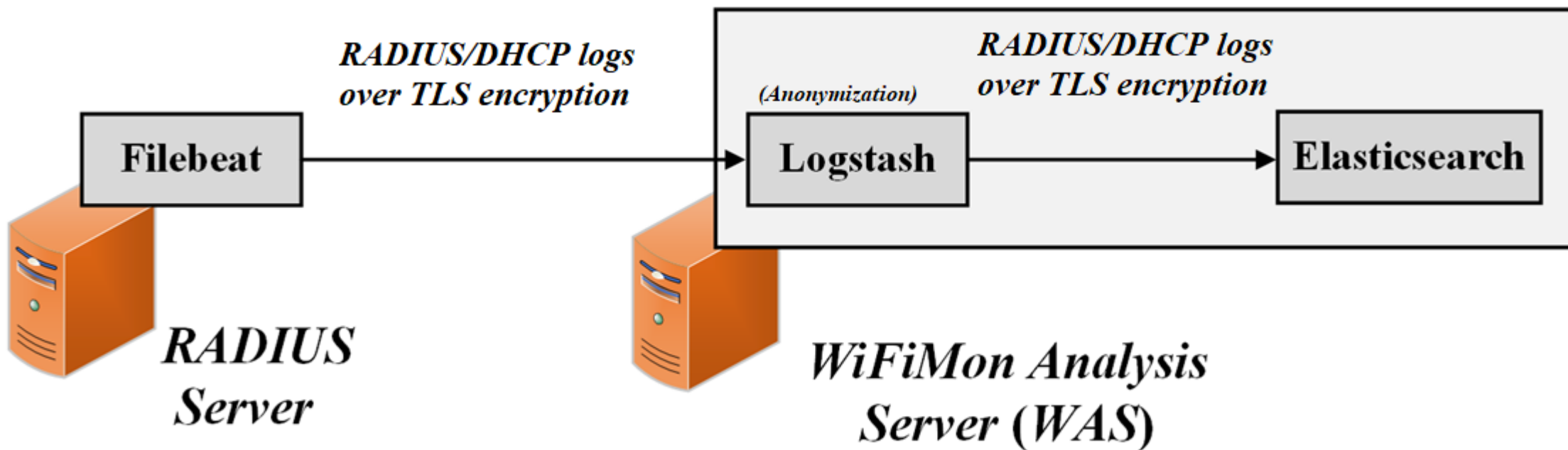
Real Time Analysis:

- Performance Data Parsing
- Correlation of Performance Data with Accounting Data



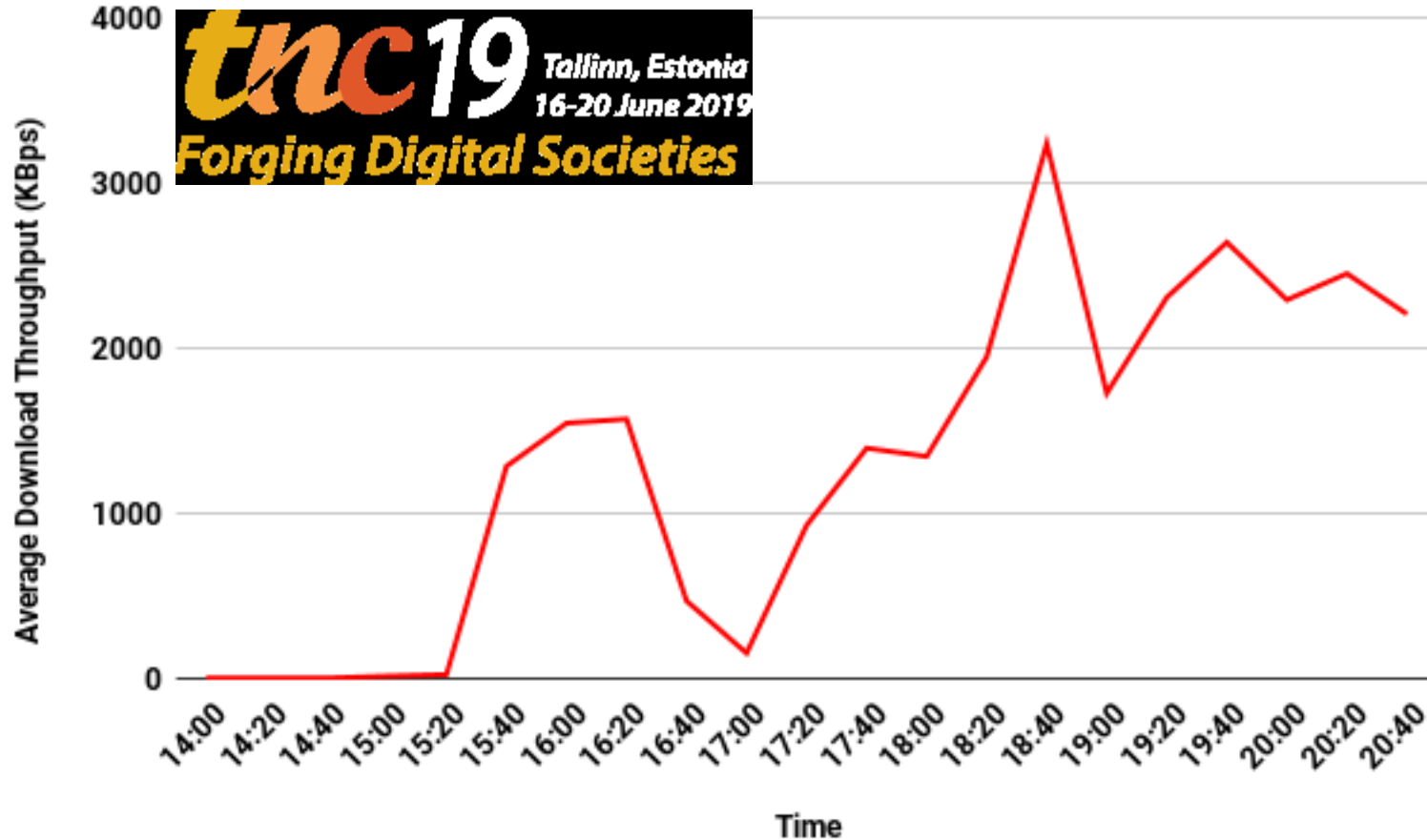
WiFiMon GUI:

- Visualisation (**Kibana**) for network administrator
- User Options



- **Filebeat:** RADIUS logs are streamed encrypted (TLS) to the WiFiMon Agent. Only fields of interest are streamed to reduce total size.
- **Logstash:** RADIUS logs information is obfuscated by Logstash using the HMAC algorithm. Thus the data is directly compared and stored anonymized in Elasticsearch.

How to read the results?




- TCP throughput is not a real achievable throughput
- Look at the relative changes
- Baseline – when the network is quiet
- WHP – changes of the WiFi network parameters
- Crowdsourced – changes of the perceived quality metrics

WiFiMon service model



- Download and install, support from WiFiMon team
- Interested institutions install all the components at their premises (no GDPR issues)
- If needed (for testing/trying) WiFiMon team offers a central WiFiMon WAS instance per institution on NMaaS (operated by WP6T3)
- If you are interested, register at (our mailing lists):
<https://www.geant.org/wifimon/Pages/Register.aspx>



Come to our Infoshare!



- Infoshare on November 5th. Much more technical details, installation guides, results...
- Register at: <https://events.geant.org/event/221/>
- Other resources:
 - **GEANT WiFiMon page:** <https://www.geant.org/wifimon/Pages/default.aspx>
 - **WiFiMon wiki page:** <https://wiki.geant.org/display/WIF>
 - **WiFiMon code:** <https://bitbucket.software.geant.org/projects/WFMON/repos/agent/browse>
 - **Publications and Presentations:** <https://wiki.geant.org/display/WIF/WiFiMon+Publications>



Thank you

Any questions?

Email: wifimon-ops@lists.geant.org

www.geant.org

